

N-3968

33

Third Year B. H. M. S. Examination

July - 2021

Surgery & Homeopathic Therapeutics : Paper - I

(New Course)

Time : Hours]

[Total Marks : 100

Instruction :

ॐ के साक्षर ॐ (सहा-दीवानी विषयों के साक्षरों पर अक्षर लिखनी।
 Fillup strictly the details of ॐ signs on your answer book.
 Name of the Examination :
 ॐ Third Year B. H. M. S.
 Name of the Subject :
 ॐ Surgery & Homeopathic Therapeutics : Paper - I
 ॐ Subject Code No. : 3 9 6 8
 ॐ Section No. (1, 2, ...): 1&2

Seat No. :
 [] [] [] [] [] []
 Student's Signature

SECTION - I


- 1 Define burns. Enumerate the different types of burns. 15
Write the degree of Burns. Describe how will you manage a case of 40% burns of a person whose weight is 60 kg.
- OR
- 1 Define wound. Explain various types of wound. 15
Write in detail about wound healing.
- 2 Define ulcer. Write about various types of ulcers, clinical features and principles of management of ulcer. 15
- OR
- 2 Write in short . 8
(1) Write about spread of Malignant tumour. 7
(2) Discuss Gas gangrene in detail.
- 3 Write short notes : (any three) 15
(a) Indication of blood transfusion
(b) Traumatic shock
(c) Abscess
(d) Keloid
(e) Erysipelas

[Contd...

- 4 Answer in one word or one line : 5
- (a) In "Rule of nine" how many percent calculated for right lower limb ?
 - (b) Define 'Curling ulcer'
 - (c) Name the causative microorganism for actinomycosis
 - (d) Define Carbuncle
 - (e) Define cellulitis

SECTION - II

- 1 Write indications of Phosphorus, Arnica Montana, Secale cor, Lachesis and Ammonium Carb in Haemorrhage. 15
- OR**
- 1 Give indications of Hepar Sulph, Sulphur, Belladonna, Silicea and Pyrogenum in abscess. 15
- 2 Define shock. Give indications of Carbo Veg, Camphora, Cuprum Metallicum and Veratrum album in shock. 15
- OR**
- 2 Write in short :
- (i) Injury: Calendula and Rhus Tox. 8
 - (ii) Burns: Cantharis and Apis Mellifica 7
- 3 Write short notes : (any three) 15
- (1) Ulcer: Nitric Acid.
 - (2) Tetanus: Hypericum
 - (3) Gangrene: Arsenicum album.
 - (4) Tumour: Thuja.
 - (5) Syphilis: Merc Sol.
- 4 Give the name of medicine 5
- (1) Mental traumatism; mental effects from injuries to head, chronic brain effects of blows, falls.
 - (2) Strumous, debilitated and hemorrhagic broken down constitutions, during zymotic diseases; tendency to carbuncle of blood boils. Purpura haemorrhagica comes on suddenly from all orifice, skin, nails, gums.
 - (3) Ulcers with thick yellowish white scabs, under which thick yellow pus collects.
 - (4) Punctured wound by sharp pointed instruments, as awls, nails; rat bites, stings of insect, especially mosquitos.
 - (5) Boils, Carbuncles, ulcers and intense pain; malignant pustule, decubitus; dark, bluish, purple appearance; tend to malignancy.



RAN-3968

Third Year BHMS (New Course) Examination

December - 2020

Surgery & Homoeopathic Therapeutics Paper - I

सूचना : / Instructions

(१)

नीचे दृशविले निशानीवाणी विगतो उत्तरवली पर अवश्य लखवी.
Fill up strictly the details of signs on your answer book

Name of the Examination:

Third Year BHMS (New Course)

Name of the Subject :

Surgery & Homoeopathic Therapeutics Paper - I

Subject Code No.: 3 9 6 8

Seat No.:

--	--	--	--	--	--

Student's Signature

Section-I

- Q1.** Define and classify haemorrhage. Write down clinical features of it and how will you assess the blood loss write in detail with treatment of haemorrhage. **15**
- OR**
- Q-1.** Discuss pathology, clinical features, diagnosis and management of tetanus. **15**
- Q-2.** Define shock. Write its types in detail. Write down the etiopathology and management of cardiogenic and traumatic shock. **15**
- OR**
- Q-2. Write in short** **08**
- i) Factors affecting wound healing **07**
- ii) TNM classification
- Q-3. Write short notes (Any three)** **15**
- a) Sebaceous cyst.
- b) Rule of Nine.
- c) Abscess.
- d) Edges of ulcer.
- e) AIDS.

[P.T.O.]


RAN-3968]

[1]

- Q-4. Answer in one word or one line**
- 1) What is the most commonest site of venous ulcer?
 - 2) Define 'Curling ulcer'.
 - 3) Name the causative microorganism for syphilis.
 - 4) Define Scald.
 - 5) Define Boil.

Section -II

- Q-1.** Define burns, give indication of Cantharis, Belladonna and Apis Mel. in a case of burns. 15
- OR**
- Q-1.** Write indications of Kali bichromicum, Merc sol, Silicea, Nitric acid and Mezerium in ulcer. 15
- Q-2.** Define and describe cyst. Give indication of Apis Mel. And Thuja. 15
- OR**
- Q-2. Write in short**
- (i) Abscess: Belladonna and Hepar sulph. 08
 - (ii) Carbuncle: Arsenicum album and Rhus tox. 07
- Q-3. Write short notes (Any three)** 15
- (1) Gangrene: Crotalus Horridus.
 - (2) Haemorrhage: Arnica.
 - (3) Shock: Carbo veg.
 - (4) Tetanus: Hypericum.
 - (5) Wound: Sulphur.
- Q-4. Give the name of medicine** 05
- (1) Boils coming in crops in various parts of body, or a single boil is succeeded by another as soon as first is healed.
 - (2) External wounds with or without loss of substance; torn and jagged looking wounds; post surgical operation; to promote healthy granulation and prevent excessive suppuration and disfiguring scars.
 - (3) Boils, carbuncle ulcer with intense pain; malignant pustule; decubitus dark purplish appearance, tend to malignancy.
 - (4) Ulcers: easily bleeding; in corner of mouth; splinter like pain, especially on contact; zigzag irregular edges.
 - (5) Punctured wounds by sharp pointed instruments, as awls, nails; rat bites, sting of insects, especially mosquitos.



RAN-3968-S

Third Year B.H.M.S. Examination Examination

March / April - 2019

Surgery and Ophthalmology : Paper -I

सूचना : / Instructions

नीचे दृश्यविले निशानीवाणी विगतो उत्तरवही पर अवश्य लखवी.
Fill up strictly the details of signs on your answer book

Name of the Examination:

Third Year B.H.M.S. Examination

Name of the Subject :

Surgery and Ophthalmology : Paper -I

Subject Code No.: 3 9 6 8 - S

Seat No.:

--	--	--	--	--	--

Student's Signature

Section -I

1. Define shock. Describe various types of shock. Write in brief about management of hypovolaemic shock **15**

2. Define abscess. Describe and write in detail about pyogenic abscess and cold abscess. **15**

OR

2. Describe etiopathology, clinical features and treatment of tetanus. **15**

3. **Write short notes (Any four)** **20**

- Rule of nine for burns
- Classification of haemorrhage
- Complication of wound healing
- Cellulitis
- Characteristic features of benign and malignant tumor
- Dermoid cyst

Section -II

1. Define conjunctivitis. Write etiology, clinical features, complication and treatment of acute mucopurulent conjunctivitis in detail. **15**

6


2. Discuss thromboangitis obliterans (TAO) in detail.

OR

2. What is Hodgekin's disease? Describe its sign and symptom, clinical examination, investigation and treatment.

3. **Write short notes (Any four)**

- a) Acute lymphadenitis
- b) Splenomegaly
- c) Ptosis
- d) Myopia
- e) Ganglion
- f) Stye



ND-2107000103010001

Third Year B. H. M. S. Examination

January - 2022

Surgery and Homoeopathic Therapeutics : Paper-I

Time : 3 Hours]

[Total Marks : 100

Instruction :

ଶିକ୍ଷା କ୍ରମିତା ଓ ନିମ୍ନଲିଖିତ ବିବରଣୀ ଠିକ୍ ଭାବେ ଭର୍ଣ୍ଣା କରନ୍ତୁ। Fillup strictly the details of signs on your answer book. Name of the Examination : ← Third Year B. H. M. S. Name of the Subject : ← Surgery and Homoeopathic Therapeutics : Paper-I Section No. (1, 2,.....) : 1&2 Subject Code No. : 2 1 0 7 0 0 0 1 0 3 0 1 0 0 0 1	Seat No. : <table border="1"><tr><td> </td><td> </td><td> </td><td> </td><td> </td><td> </td></tr></table> <table border="1"><tr><td> </td></tr></table> Student's Signature							

SECTION-I

1 Define shock. Write its types in detail. Write down etiopathology, clinical features and management of hypovolemic shock in detail. 15

OR

1 Define Tumor. Classify it. Write difference between benign and malignant tumor with spread of malignant tumor in detail. 15

2 Define cyst. Classify it. Describe various types of dermoid cyst in detail. 15

OR

2 Write in short.

(i) Types of blood transfusion and write down indication of the same. 8

(ii) Write in detail about fluid resuscitation in a case of burns. 7

- 3 Write short notes (Any Three)
- (a) Cold abscess
 - (b) Congenital abnormalities of haemostasis.
 - (c) Carbuncle
 - (d) Reactionary haemorrhage
 - (e) Cellulitis

5

- 4 Answer in one word or one line
- (1) Basal cell carcinoma is also known as
 - (2) In abrasion which type of haemorrhage occur?
 - (3) Define boil.
 - (4) Define Erysipelas.
 - (5) 'Punched out edges' is present in which type of ulcer?

SECTION-II

- 1 Define Burns. Explain following drugs for burns.
- (a) Calendula
 - (b) Cantharis
 - (c) Arsenic alb.

15

OR

Write down Homoeopathic approach towards a case of abscess.

15

- 2 Explain following drugs for Gangrene
- (a) Graphitis
 - (b) Crotalushor
 - (c) Secale cor.

15

OR

Write in short

- (i) Write indication of Silicea, Sulphur for boils.
- (ii) Write indication of Calendula and Ledum pal for wound.

8

7

3 Write short note (any three)

15

- (1) Hypericum in Injury
- (2) Camphora in surgical shock
- (3) Nitric Acid in ulcer
- (4) Arnica in Haemorrhage
- (5) Role of Homoeopathy in surgery.

4 Answer in one word or one line.

5

- (1) Burns, scalds with rawness and smarting, relived by cold Application, followed by undue inflammation present in _____.
 - (2) Remedy for large horny corns on soles of feet is _____
 - (a) Hypericum
 - (b) Antim crud
 - (c) sulphur
 - (d) sepia
 - (3) Remedies for small painful boils one after another is
 - (a) Heparsulph
 - (b) Arnica montana
 - (c) sulphur
 - (d) None of the above
 - (4) _____ is good remedy for post surgical operation
 - (a) Arnica
 - (b) Calendula
 - (c) Silicea
 - (d) All of the above
 - (5) In haemorrhage character of blood of Lachesis is _____
-